

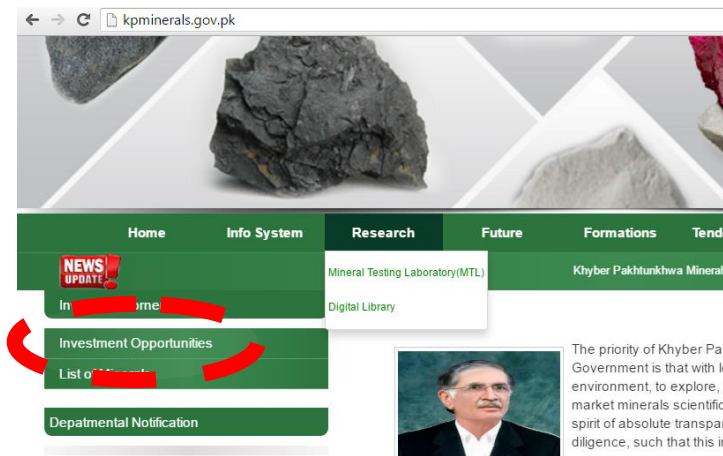
Guidelines for Online Application for a Mineral Title

1. Step First

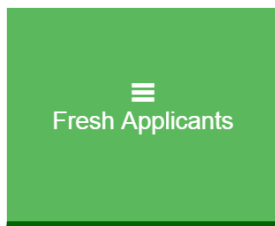
- i. Website address www.kpminerals.gov.pk



- ii. On the top left side(Slide bar) look for Investment Corner



- iii. Click on "Investment Opportunities"

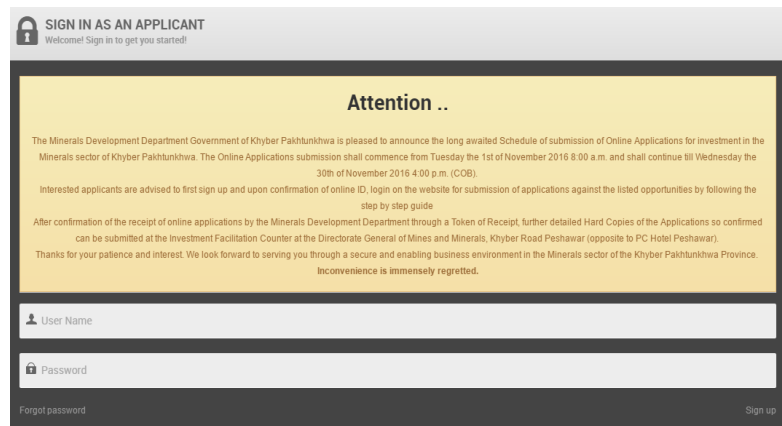


- iv. "Fresh Applications" will appear on screen

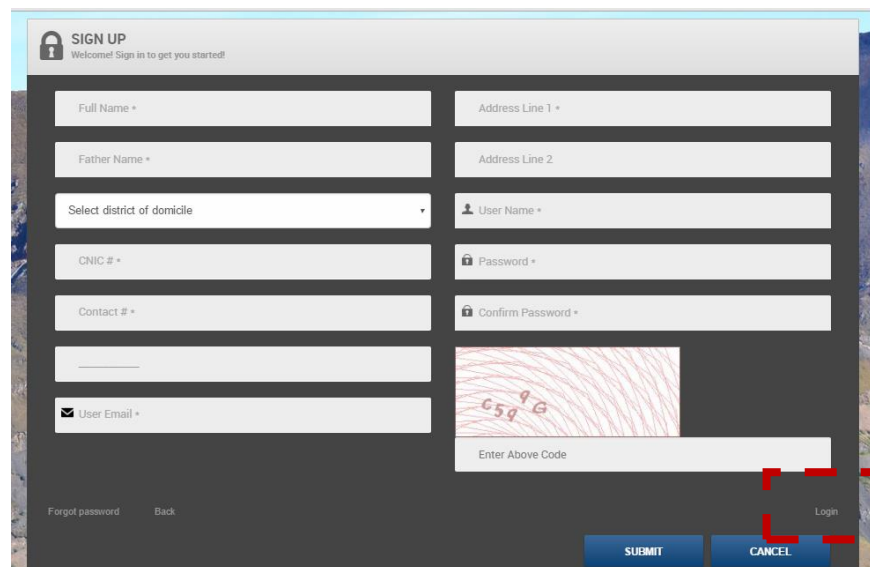
2. Registration Process

- i. Once an applicant click the "Fresh Applicants" option, a login screen shall appear on computer screen with an instructions to login as an applicant.

- ii. If, an applicant already registered then he shall be offered to login to the system otherwise select “signup” at the right bottom corner to register oneself with the online system database.

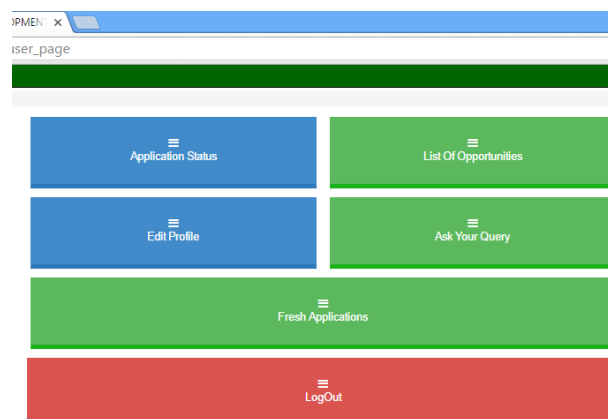


- iii. When an applicant select signup option then a menu shall appear on the screen, one has to furnish the menu with requisite information to get registered with the system database.
- iv. Applicant should remember the User-ID and password which he selected in signup menu.
- v. Once an applicant registered with the system database; he shall receive a verification email, in his provided email account, from online registration server.



3. Applicant Swatch Board

- i. Login to system using your login-ID and password
- ii. Online system shall offer Dash Board to the applicant having the following options



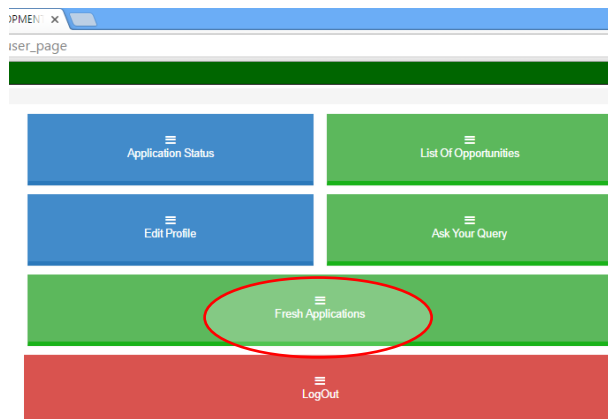
- a. Application Status
 - b. List of Opportunities
 - c. Edit Applicant Profile
 - d. Ask your Query
 - e. Fresh Application
 - f. Logout
- iii. Applicant may check his previous / current application status; can apply for a mineral title through list of opportunities. Applicant can also change his profile and may ask question.

4. Fresh Application

Through fresh application applicant may submit application for mineral title (Prospecting License / Reconnaissance License / Exploration License)

Or

Through Applicant Switch Board



- i. "Fresh Application" option allows an applicant to apply for Prospecting License (PL), Reconnaissance License (RL) and Exploration License (EL)
- ii. Once "Fresh Application" option is clicked, applicant shall be asked to login or signup
- iii. For signup please follow steps at para-3 above
- iv. Once the signup operation completed or applicant login (if already registered) to the system
- v. Applicant may apply for RL, EL & PL
- vi. Applicant shall furnished online application with requisite data, once application completed applicant can submit his application by clicking submit option
- iv. After submission of his application, applicant shall receive an email having token number also email message shall contain details, he submitted to online on database server.
- v. Applicant shall take print out of this email and duly sign email statement and submit it along with the respective application form and supporting documents.
- vi. A facilitation desk has been setup in DGMM premises to receive mineral title applications
- vii. If, an applicant confronted any problem related to online apply then call 091-9213775 for all other issues related to mineral titles, dues, duration, etc. Then contact 091-9210275 / 9210244